



GENESEE VALLEY CHAPTER
Military Officers Association of America
P.O. Box 20874, Rochester, NY 14602-0874

Survey Results – July 1, 2022

Summary

- 83 surveys sent on 5/8/2022 – 60 via email and 23 via USPS
- 33 responses (40%) received – 23 via survey online and 10 via USPS
- Results are attached, both pivot tables, charts, and document format

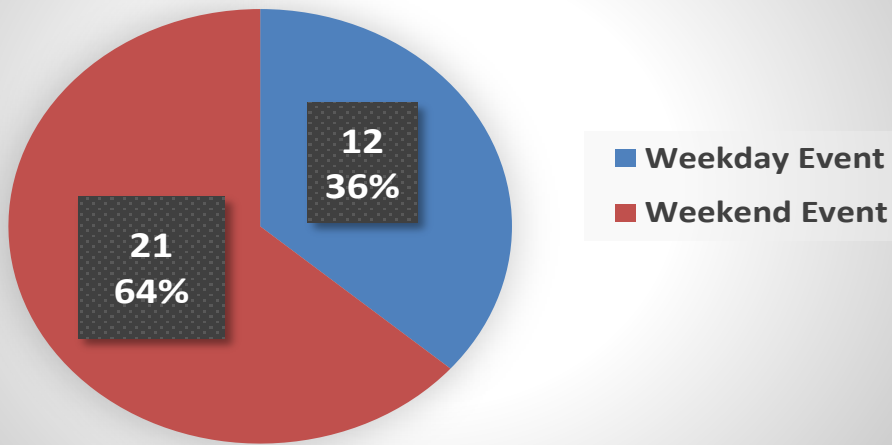
Most Popular Response to Survey Questions

1. Weekday/Weekend Event – **Weekend**
2. Preferred Day – **Sunday**
3. Lunchtime or Dinnertime Event – **Lunchtime between 11:00 AM & 3:00 PM**
4. Smaller Portions at Lower Cost – **Yes**
5. Local Restaurants vs Private Clubs – **No preference**
6. Agree to meals served buffet style – **Yes**
7. Maximum \$ amount willing to pay – **tie between \$45 to \$50 and none indicated**
8. Maximum # miles willing to drive to event – **25 miles**
9. Topics for presentation – **tie between Current World Events & Veteran Topics**
10. Special Events – **Boat rides on local lakes/canals with meal – most popular**

The comments and suggestions taken under Q. 11 on the survey have been presented to the board of directors and will be taken under consideration.

Thank you to all who participated in our survey.

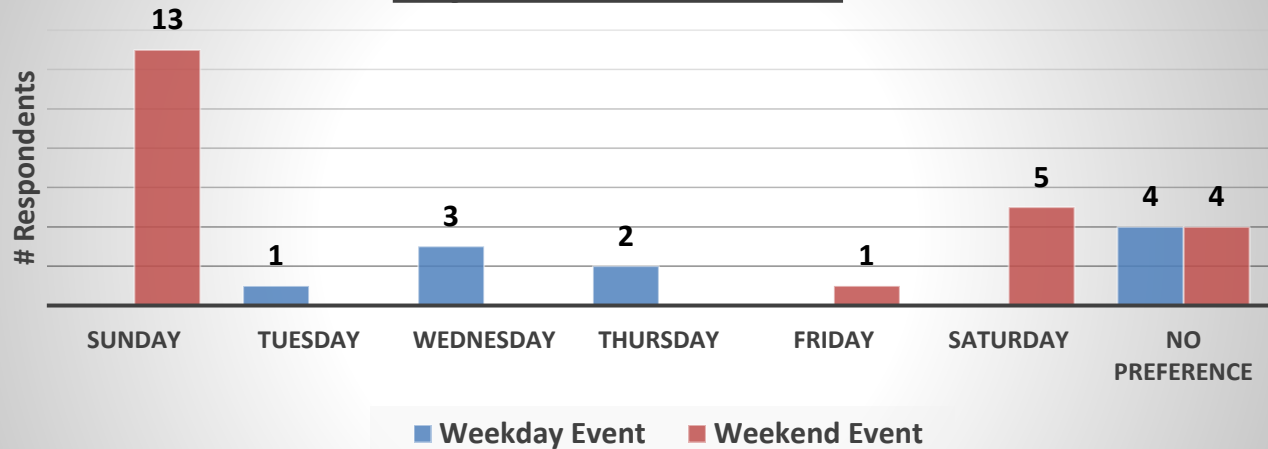
Weekday or Weekend Event



Q. 1 - Do you prefer weekday or weekend events?

Weekday or Weekend	# Respondents	% Preferred
Weekday Event	12	36%
Weekend Event	21	64%
Grand Total	33	100%

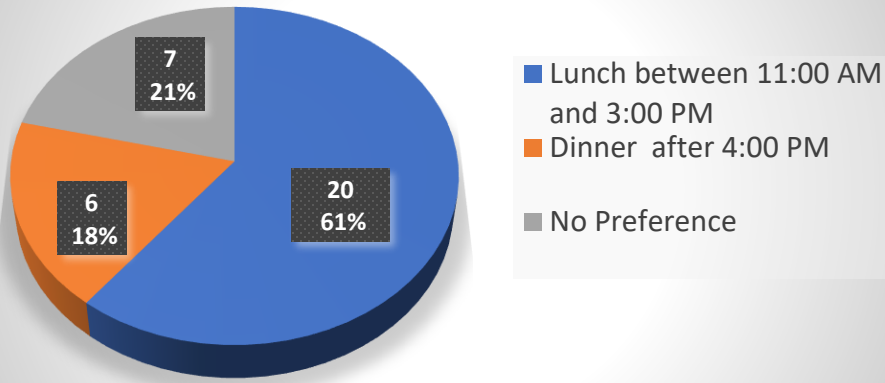
Day of Week Preferred



Q2. What day of the week would you prefer?

Day of Week	Weekday Event	Weekend Event	Grand Total
Sunday		13	13
Tuesday	1		1
Wednesday	3		3
Thursday	2		2
Friday		1	1
Saturday		5	5
No Preference	4	4	8
Grand Total	10	23	33

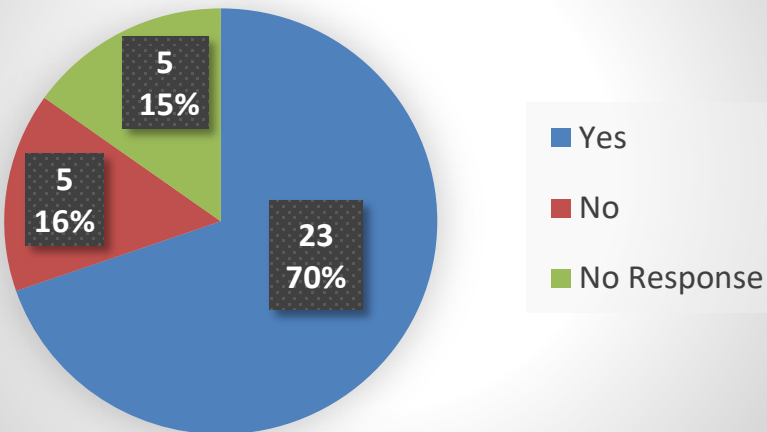
Preferred Time for Event



Q. 3 - Do you prefer lunch time or dinner time events?

Time of Event	# Respondents	% Preferred
Lunch between 11:00 AM and 3:00 PM	20	61%
Dinner after 4:00 PM	6	18%
No Preference	7	21%
Grand Total	33	100%

Prefer Smaller Meal at Lower Price



Q. 4 - Do you prefer a smaller meal at a lower price?

Lower Price	# Respondents	% Preferred
Yes	23	70%
No	5	15%
No Response	5	16%
Grand Total	33	100%

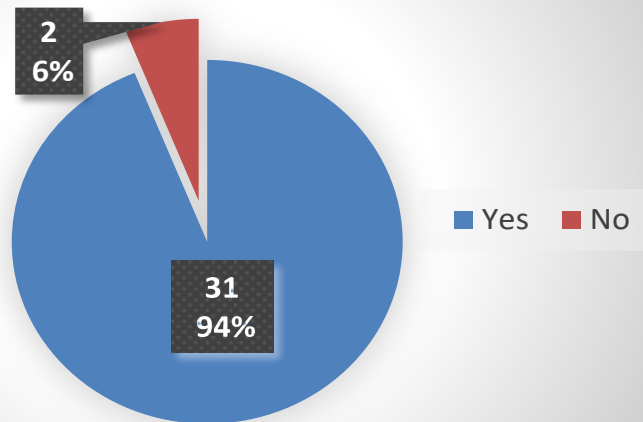
Prefer Local Restaurants, Private Clubs, Both, No Preference



Q. 5 - Prefer local restaurant, private club, both, or no preference?

Location Type	# Respondents	% Preferred	Comments
No Preference	22	67%	
Prefer Both	1	3%	
Prefer local restaurants	8	24%	
Prefer private clubs	2	6%	Irondequoit CC
Grand Total	33	100%	

Prefer Buffet Style to Lower Cost



Q. 6 - Prefer buffet style to lower cost?

Buffet Style	# Respondents	% Preferred
Yes	31	94%
No	2	6%
Grand Total	33	100%

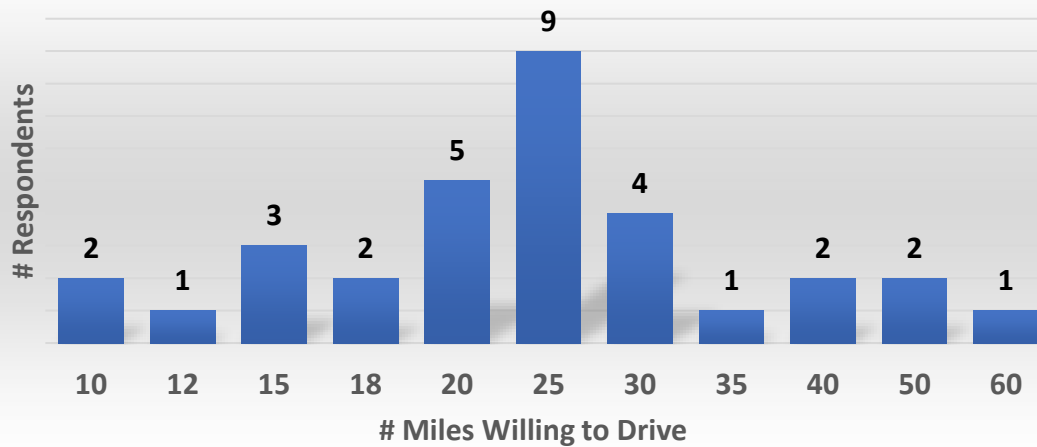
Maximum Price Per Event



Q. 7 - Maximum price willing to pay?

Max Amount/Event	# Respondents	% Preferred
\$15	1	3%
\$18	2	6%
\$25	3	9%
\$30	4	12%
\$35	2	6%
\$40	4	12%
\$45	5	15%
\$50	5	15%
Depends on the meal	1	3%
None Indicated	6	18%
Grand Total	33	100%

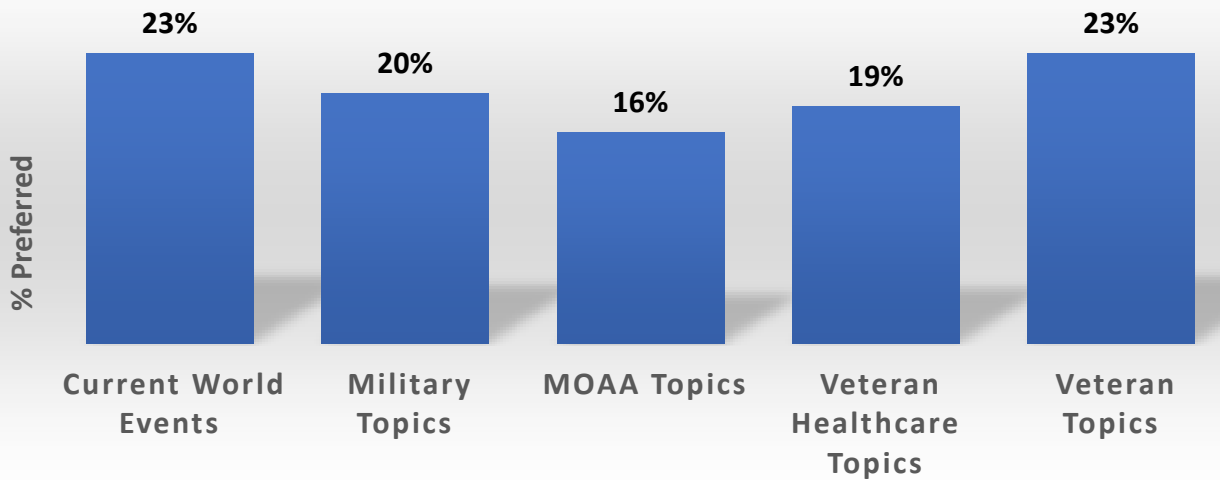
Maximum Distance Willing to Drive



Q. 8 - Maximum distance willing to travel

# Miles	# Respondents	% Preferred
10	2	6%
12	1	3%
15	3	9%
18	2	6%
20	5	15%
25	9	27%
30	4	12%
35	1	3%
40	2	6%
50	2	6%
60	1	3%
No Response	1	3%
Grand Total	33	100%

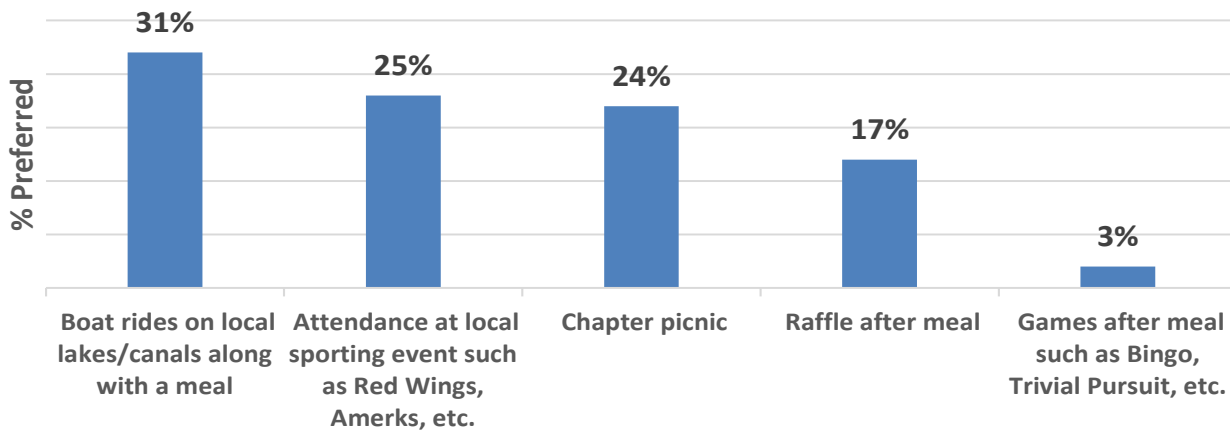
Speaker Topics for Events



Q. 9 - What topics would you like to hear our guest speakers present?

Recommended Topic	# Responses	% Preferred
Current World Events	22	23%
Military Topics	19	20%
MOAA Topics	16	16%
Veteran Healthcare Topics	18	19%
Veteran Topics	22	23%
Grand Total	97	100%

Suggested Events



Q. 10 - Special Events

Suggested Event	# Responses	% Preferred
Boat rides on local lakes/canals along with a meal	22	31%
Attendance at local sporting event such as Red Wings, Amerks, etc.	18	25%
Chapter picnic	17	24%
Raffle after meal	12	17%
Games after meal such as Bingo, Trivial Pursuit, etc.	2	3%
Grand Total	71	100%